



# LAW ENFORCEMENT OFFICER DEATHS

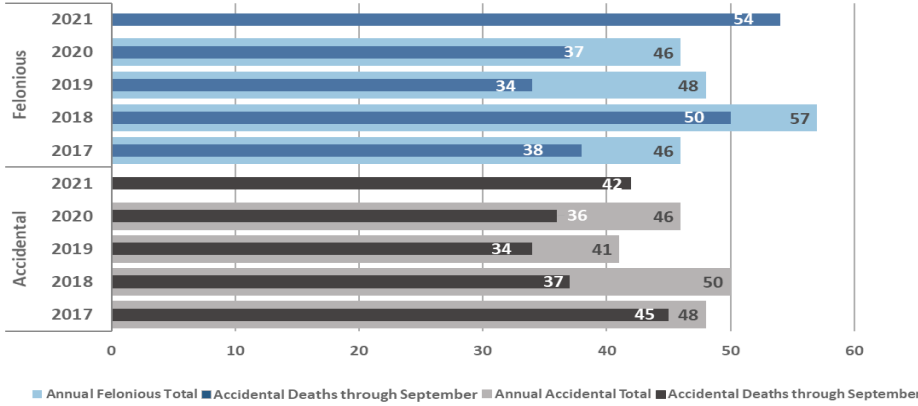
## 01/01/2021-09/30/2021

This is a graphic presentation of data regarding line-of-duty deaths, both felonious and accidental, collected from law enforcement agencies across the United States and U.S. territories by the FBI's Law Enforcement Officers Killed and Assaulted Program. This preliminary information is provided for officer safety studies, training, and other initiatives. The data are also published annually in the *Law Enforcement Officers Killed and Assaulted* publication.

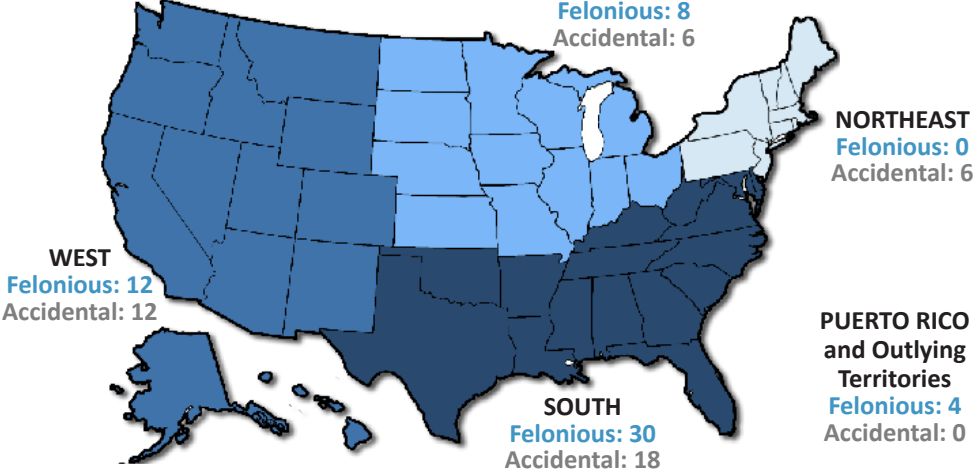
### KEY OBSERVATIONS

The 54 law enforcement officers feloniously killed in the first 9 months of 2021 represent a 45.9 percent increase compared to the 37 officers killed during the same period in 2020. Of the 54 felonious deaths thus far in 2021, the top 3 weapons used have been firearms (43), vehicles (6), and personal weapons (3). Of the 46 total felonious deaths in 2020, 41 were firearm-related, 4 were vehicle-related, and 1 involved personal weapons. In 2021, unprovoked attacks (20) have outpaced all other circumstances of felonious officer deaths. These unprovoked attacks combined with pursuits (7), tactical situations (7), and ambushes (6) were the cause for 74.1 percent of the felonious deaths (40 out of 54); in 2020, those 4 circumstances combined represented 28.3 percent of the deaths (13 out of 46). Accidental law enforcement deaths increased 16.6 percent when comparing the first 9 months of 2021 (42) to the same period in 2020 (36). The accidental deaths were the result of motor vehicle crashes (22), pedestrian officers struck by vehicles (16), and drowning (4). The southern region continued to have the most law enforcement deaths with 48 deaths total (30 felonious, 18 accidental). So far in 2021—although not represented in the below graphic—183 officers have died from the following medical conditions: 169 law enforcement officers died in the line of duty from illnesses related to COVID-19, 12 officers died due to heart attacks, 1 officer died due to other natural causes, and 1 officer died from conditions associated with responding to the terrorist attacks of 9/11.

### Officer Deaths by Year



### Officer Deaths by Region



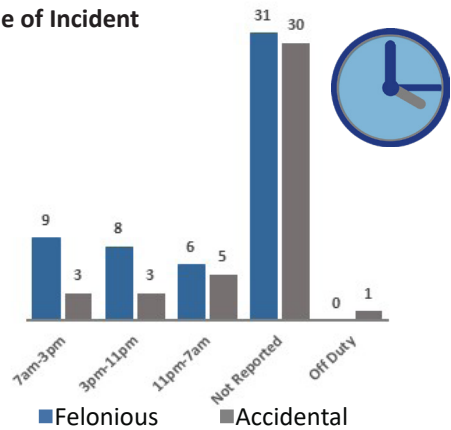
### Circumstances of Officer Deaths

- |   |   |
|---|---|
| <p><b>54 Felonious</b></p> <ul style="list-style-type: none"> <li>0 Administrative assignment</li> <li>6 Ambush (entrapment/premeditation)</li> <li>3 Arrest situation</li> <li>2 Assisting another law enforcement officer</li> <li>0 Assisting motorist</li> <li>0 Citizen complaint</li> <li>1 Crime in progress (robbery, burglary, etc.)</li> <li>4 Disorder/disturbance (domestic disturbance, civil disorder, etc.)</li> <li>0 Encounter/assist an emotionally disturbed person</li> <li>4 Investigative/enforcement (Drug-related matter, wanted person, traffic violation stop)</li> <li>0 Out of service (court, dining, etc.)</li> <li>0 Providing/deploying equipment (flares, traffic cones, etc.)</li> <li>7 Pursuit</li> <li>0 Report of crime (robbery, burglary, etc.)</li> <li>0 Respond to alarm (audible/silent)</li> <li>0 Serving/attempting to serve court order (eviction notice, subpoena, etc.)</li> <li>7 Tactical situation</li> <li>0 Traffic control (crash scene, directing traffic, etc.)</li> <li>20 Unprovoked attack</li> <li>0 Other</li> </ul> | <p><b>42 Accidental</b></p> <ul style="list-style-type: none"> <li>22 Motor vehicle crash                             <ul style="list-style-type: none"> <li>1 Assisting/investigating vehicle crash</li> <li>0 Assisting motorist</li> <li>0 Engaging in vehicle pursuit</li> <li>1 Escorting dignitary or funeral</li> <li>0 Overseeing work zone</li> </ul> </li> <li>15 Patrolling                             <ul style="list-style-type: none"> <li>1 Performing traffic control</li> <li>0 Performing traffic stop</li> <li>2 Responding to emergency</li> <li>2 Responding to nonemergency</li> <li>0 Training</li> <li>0 Other</li> </ul> </li> <li>16 Pedestrian officer struck by vehicle                             <ul style="list-style-type: none"> <li>7 Assisting/investigating vehicle crash</li> <li>2 Assisting motorist</li> <li>2 Providing/deploying equipment</li> <li>0 Engaging in foot pursuit</li> <li>0 Overseeing work zone</li> <li>0 Patrolling</li> <li>4 Performing traffic control</li> <li>0 Performing traffic stop</li> <li>0 Training</li> <li>1 Other</li> </ul> </li> <li>4 Drowning</li> <li>0 Fall</li> <li>0 Firearm-related incident</li> <li>0 Aircraft crash</li> </ul> |
|---|---|

### Officer Deaths by Month

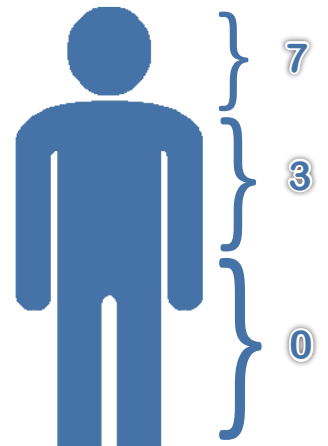
Month	Felonious		Accidental	
	2020	2021	2020	2021
Jan	4	6	5	6
Feb	4	6	3	4
Mar	7	6	3	6
Apr	4	8	4	4
May	4	7	4	7
Jun	5	4	4	5
Jul	3	8	6	3
Aug	2	5	2	4
Sep	4	4	5	3
Oct	4		5	
Nov	2		1	
Dec	3		4	

### Time of Incident



### Location of Fatal Firearm Wound

- Felonious Killing**
- 3 Front head
  - 0 Rear head
  - 3 Side head
  - 1 Neck/throat
  - 1 Shoulder (upper torso) area
  - 2 Front upper torso/chest
  - 0 Rear upper torso/back
  - 0 Front lower torso/abdomen
  - 0 Rear lower torso/back
  - 0 Front below waist/groin area
  - 0 Rear below waist/buttocks
  - 0 Arms/hands
  - 0 Front legs/feet
  - 0 Front legs
  - 0 Rear legs
  - 0 Feet
  - 4 Multiple locations, unable to determine fatal wound
  - 29 Fatal wound location not reported



20 Officers Confirmed Wearing Body Armor

### Weapons Used by Offender

- 54 Felonious Killings**
- 43 Officers killed with firearms
    - 8 Handguns
    - 10 Rifles
    - 2 Shotguns
    - 21 Not reported
    - 2 Unknown
  - 6 Vehicles
  - 2 Knives/cutting instruments
  - 3 Personal weapons (hands, fists, etc.)
  - 0 Blunt Instrument (club, brick, etc.)



### Distance from Firearm

- Felonious Killings**
- 0 - 5 ft: 4
  - 6 - 10 ft: 3
  - 11 - 20 ft: 1
  - 21 - 50 ft: 2
  - 51+ ft: 3
  - Not reported: 22
  - Unknown: 8



### Clearances of Incidents

- Felonious Killings**
- 43 Cleared
  - 6 Uncleared

87.0%

### Incidents and Victims

- Felonious Killings**
- 49 Incidents
  - 54 Victims

